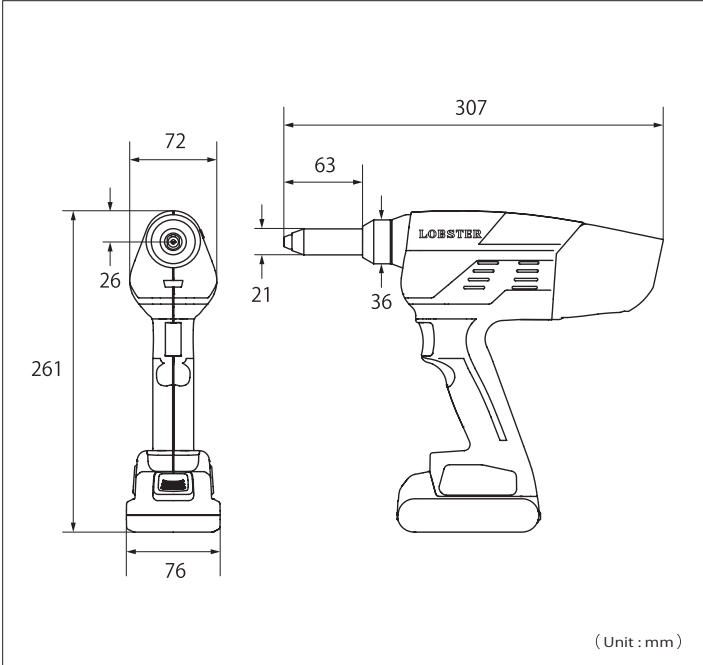


● Specifications

Model No.	R2B1
Riveting cycle time	0.8sec.
Product weight (kg) *	1.7
Stroke (mm)	25
Overall length × Overall width × Overall height (mm) *	307×76×261
Frame head diameter (mm)	21
Minimum corner work distance (mm)	26
Motor specification	18V brushless
Maximum output (kN)	10.5
User range	2.4、3.2、4.0、4.8 Full material
Jaw	Ultra-hard tool material, medium

※ BPL1825

● Dimensions



● Package item



Model No.	R2B1
Package item	riveter, battery pack (2.0Ah), charger, Active grip nose piece unit (2.4, 3.2, 4.0, 4.8), jaw pusher unit (2.4, 3.2, 4.0, 4.8), hanger, lubricating oil, dedicated blow case
Product weight (kg)	4.0
Case size (mm)	450×370×120
JAN Code	4963202098700
Retail/User prices	open price

● Battery pack specifications

Model No.	BPL1825 	BPL1840 
Type	Li-ion	Li-ion
Rated voltage (V)	18	18
Capacity (Ah)	2.0	4.0
Charging time (Charge for practical use / Full charging)	45 / 50 (Minute)	95 / 100 (Minute)
JAN Code	4963202097956	4963202097994
Retail/User prices	open price	open price

● Charger specifications

Model No.	BC037T
Power	AC100V
JAN Code	4963202095792
Retail/User prices	open price



⚠ **IMPORTANT SAFETY INSTRUCTIONS** Be sure to read the instruction Manual and important Usage Advisory carefully and make sure that you understand them thoroughly before using this tool.

- Since dimensions, weights, etc. are nominal, there possibly are changes of some numerical values.
- Specifications may be changed for improvement of the product without prior notices. • Listed prices do not include VAT. Please ask our distributor in case of purchases.

Monodzukuri solutions for professionals.
Monodzukuri fun for everyone.
LOBTEX CO., LTD.
Call center TEL(072)980-1111 FAX(072)980-1166
Homepage <http://www.lobtex.co.jp/>



CORDLESS RIVETER
R2B1

Cordless riveter revolutionizes work sites

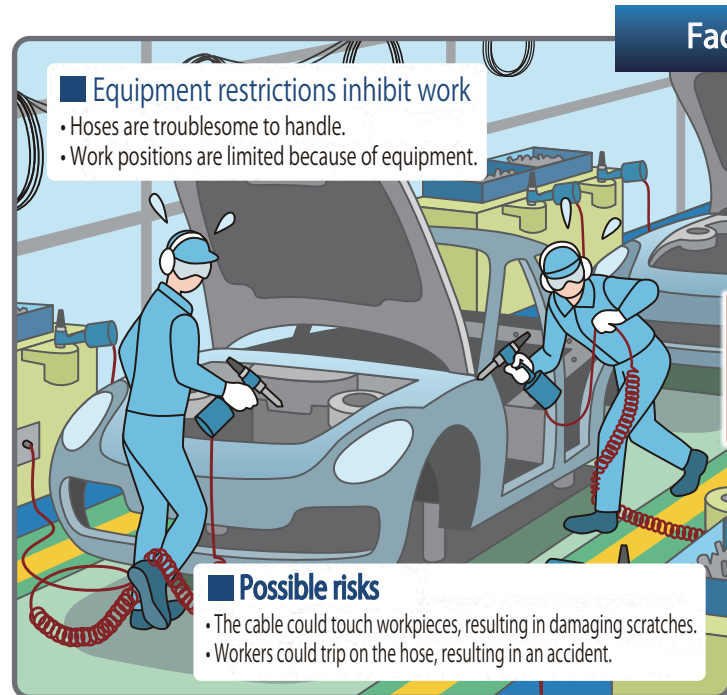
R2B1



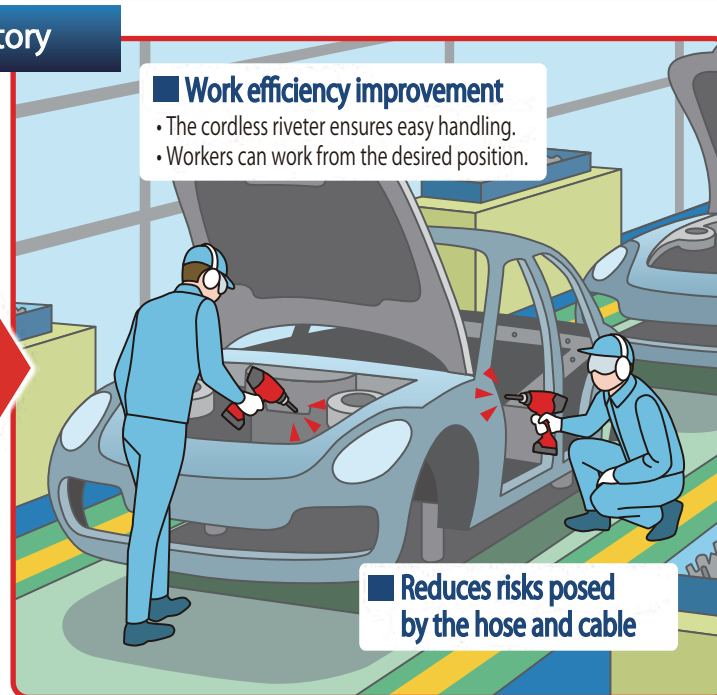
Work site activating manpower

- Workers can intuitively work, instead of adapting themselves to equipment -

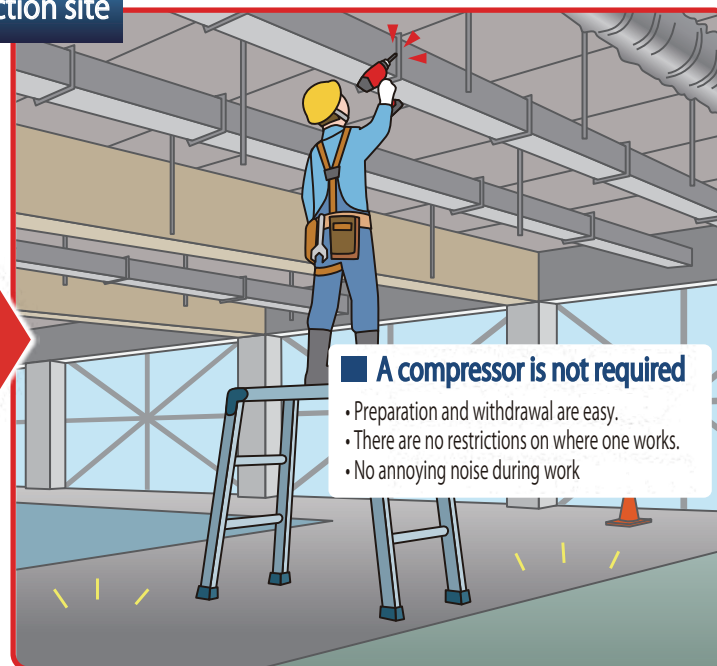
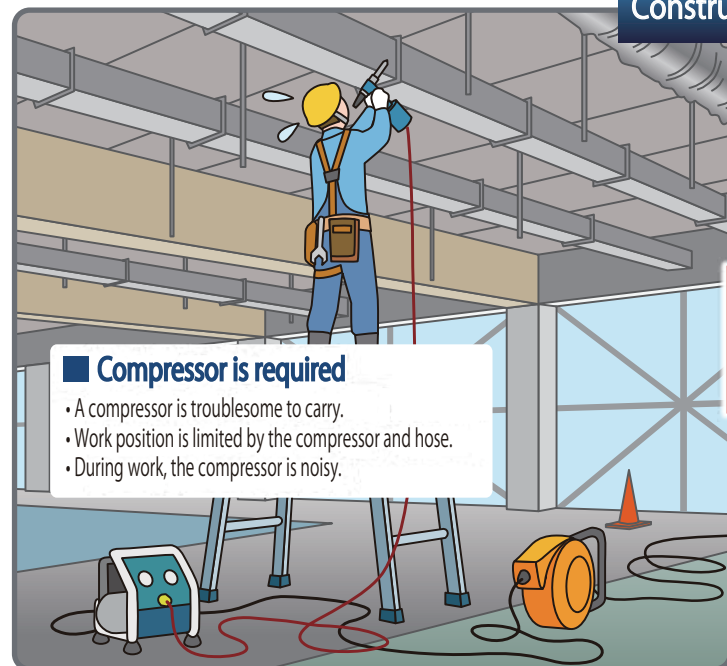
Work site dependent on equipment using air riveter



Work site focused on manpower using the R2B1



Construction site



•The cordless riveter eliminates equipment restrictions posed by a compressor, hose and power cable, that inhibit a worker's actions.

•Workers can work intuitively and stress-free, because the cordless riveter is easy to handle. The cordless riveter can be freely used outdoors, as well as indoors.

•The manpower required for riveting work is optimized because equipment restrictions are eliminated, which improves work efficiency and reduces risks.

Advantages of using a cordless riveter



Assembly line flexibility can be enhanced, resulting in improved work efficiency.



The cordless riveter does not use a hose or cable, which improves equipment usability.



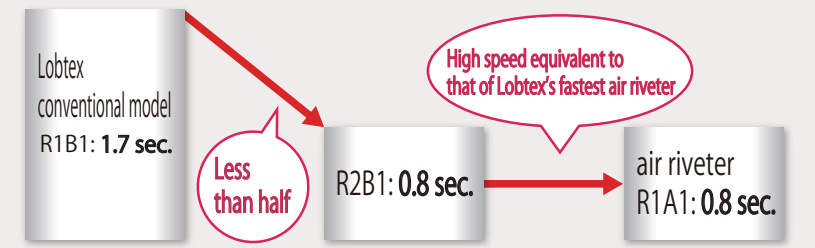
The work site can be kept in a well-ordered state, which ensures safety.

Reasons for recommending a cordless riveter R2B1

■ Ultra-high-speed riveting, equivalent to fastest air riveter.*1



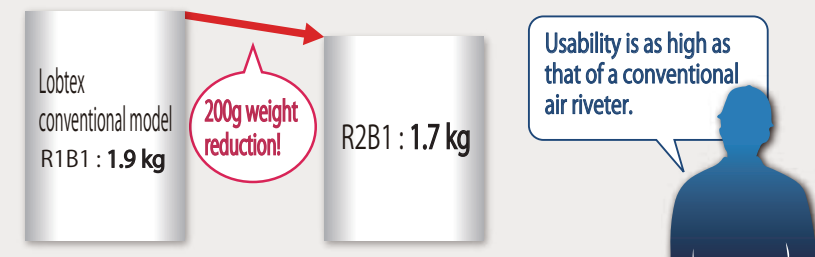
■ Riveting cycle time



■ Excellent usability. Lightweight body causes less arm fatigue.

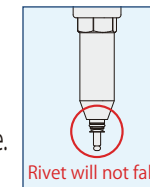


■ Comparison in weight of cordless riveter (including battery)



■ Rivet-holding nose piece is provided as a standard accessory.

The user does not need to hold the rivet by hand once in place. The nose piece facilitates downward riveting work.



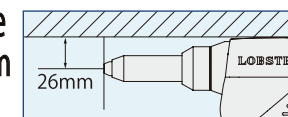
■ No tools are required for daily maintenance.

No tools (wrench, etc.) are required for jaw replacement.

■ Riveting quantity on a single charge is markedly increased. (Approx. twice in comparison with conventional model)



■ Minimum corner work distance : 26 mm



■ Newly-developed brushless motor.

Markedly enhanced durability and power

■ Patent pending New mandrel collector.

Clogging of the mandrel due to reverse flow is greatly reduced.

■ Long stroke.

Even long rivets can be cut with one action.



■ LED pinpoints the riveting position.

Easy configuration of foolproof system

Counter indication and foolproof system can be easily configured by simply connecting a wireless transmitter (external equipment) to the external connector (standard accessory) of the R2B1. For details, please contact Lobtex.



Optional parts: Transmitter mounting bracket, connection cable, dedicated frame head lock nut

*1 Lobtex air riveter R1A1(As of May 2020, our research) *2Riveting $\Phi 4.8$ steel rivet, BPL1820 is used. The number of rivets varies depending on work conditions.